

JLU

NEUE WEGE. SEIT 1607.

JUSTUS-LIEBIG-
UNIVERSITÄT
GIESSEN

International Office (AAA) & IT Service Centre (HRZ)

AN OVERVIEW OF THE ELECTRONIC SYSTEMS

AGENDA

1. Introduction
2. Helpdesk
 1. JLU Account – Set-up and Use (iam)
 2. University Email Address – How to log-in and Smartphone Use
 3. Internet Access on Campus (only for on-campus students)
 4. Student ID Card – Functions (only for on-campus students)
 5. Hessenbox/JLUBox
3. Stud.IP
 1. Log-in
 2. Settings
 3. Functions
4. ILIAS
 1. Log-in
 2. Settings
 3. Functions
5. Contacts & Questions





Photo: Unsplash/Kevin Canlas

HELPDESK

- Email: support@hrz.uni-giessen.de
- Phone: +49 641-99-13100
- Availability: Monday – Friday 08:00 a.m. – 04:30 p.m.



Graphic: Coulourbox.de/#80000

JLU-ACCOUNT (IAM) – SET-UP

- After enrolment (“matriculation”) you will receive an email with the subject *Aktivieren Sie bitte Ihren JLU-Account / Please activate your JLU-Account* to your private email account. For the set-up of your account you will need:
 - your matriculation number (can be found in the portal GUDE or on your enrolment certificate)
 - the token given in the activation email
 - your date of birth
- These three components form a one-time password that you will enter on the iam-website (link in email).
- If you did not receive the email or if you cannot find it, please contact the Helpdesk!
 - Phone: 0641 99 13200
 - Email: iam@uni-giessen.de
- You will receive a **user name (starting with “j”, ending with numbers)** and **password** after successful activation

JLU-ACCOUNT (IAM) – USE

- This user name and password are your access to all electronic services at JLU:
 1. University email account that can be used accessed via webmail (OWA) or with email clients like Outlook or Thunderbird
 2. Examination management system *FlexNow* (only for degree-seeking students)
 3. Learning management and information systems *Stud.IP, ILIAS, k-MED, sports-edu*
 4. Cloud Storage *JLUbox/Hessenbox*
 5. Access to public work stations (only for on-campus students)
 6. Access to wireless LAN and public data sockets (only for on-campus students)
 7. Access to electronic resources of the library system from home

UNIVERSITY EMAIL ADDRESS – LOG-IN

- Your university email address is composed of your first and your last name – if applicable your middle initial – and your study area.
- Should be used:
 - for correspondences with lecturers and staff of JLU
 - to receive important messages send to you by the university (e.g. university news, reminders, FlexNow messages, etc.)
 - for licensed software for university students (e.g. Citavi)
- Access via webmail: <https://owa.uni-giessen.de/owa/>
- Can be incorporated into Outlook or Thunderbird



UNIVERSITY EMAIL ADDRESS – OTHER DEVICES

- [E-Mail — Hochschulrechenzentrum \(HRZ\) \(uni-giessen.de\)](mailto:myJLU@admin.uni-giessen.de)
- Use Exchange to set-up email account on your smartphone
- Possible apps: Gmail, Apple Mail, K-9 Mail
- Also: manage your emails in JLUApp
- Support for JLUApp:
 - myJLU@admin.uni-giessen.de



INTERNET ACCESS ON CAMPUS (ON-CAMPUS STUDENTS)

- For first use, connect to the wireless LAN *ugifula*.
- Depending on the type of your device (Microsoft, Linux, Apple or Android), follow the [set-up instructions](#).
- You will need your username + “@uni-giessen.de”.
- Hint: old usernames started with “s” or “g”. Sometimes the username is referred to as *S or G identification* in the brochures



Photo: Colourbox.de/#85

STUDENT ID CARD/CHIP CARD (ON-CAMPUS STUDENTS)

- Newly enrolled students will receive an email on how to order the chip card. You will need to provide a photo and an address in Germany.
- **Functions:**
 - identification as student of JLU including matriculation number
 - ticket for public, regional transport within RMV and NVV network (= state of Hesse)
 - university library card
 - cashless payment method for:
 - cafeterias and restaurants of the Studierendenwerk Giessen
 - prints, copies and scans at public printers of JLU
 - some washing machines in dorm rooms of the Studierendenwerk Giessen
 - discounts at various institutions like outdoor swimming pool, theatre, Nextbike
 - key to permitted areas and or university lockers



Photo: JLU/Sarah Strußmann

Important:

Please validate your chip card at one of the [validation machines](#) on campus each semester after paying the semester contribution!

HESSENBOX/JLUBOX

- The Hessenbox/JLUbox is a free cloud storage for students of JLU. You can also use it to edit documents in a web browser.
- 30 GB of storage
- Link to Hessenbox/JLUbox: <https://jlubox.uni-giessen.de/login>
- Log-in with your username and password



STUD.IP

- Contact: Sabine Scheele-Brenne
- Email: studip@uni-giessen.de
- Phone: +49 641-99-13115
- Availability: Monday – Friday 09:00 a.m. – 12:00 p.m.
& Monday – Thursday 02:00 p.m. – 03:30 p.m.



STUD.IP

Stud.IP at JLU is an online platform and accessible worldwide via the browser

You can find Stud.IP at JLU via the address

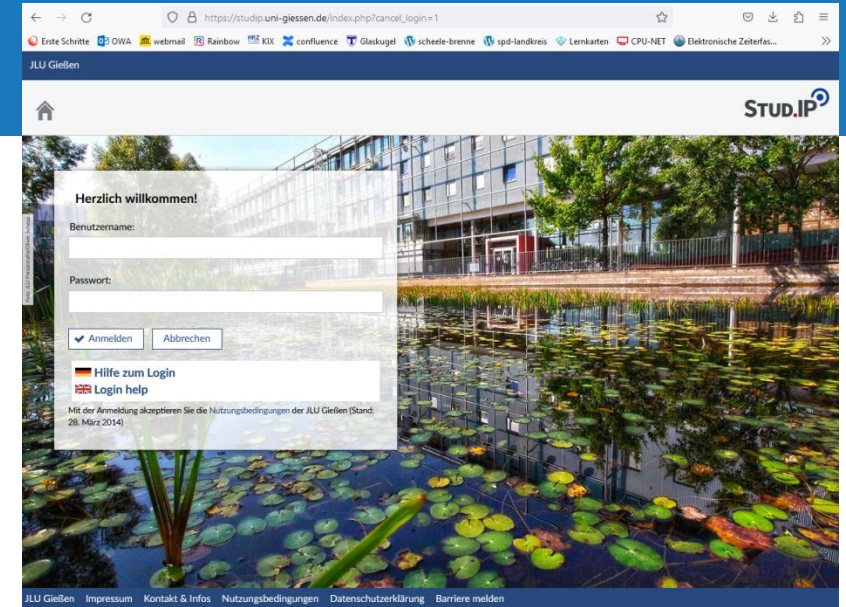
<https://studip.uni-giessen.de>

or via the JLU website: www.uni-giessen.de -> direct links -> Stud.IP

If you use Google:

Please keep in mind that Stud.IP is also used at other universities.

Do not get lost! Look for "Stud.IP at JLU"!



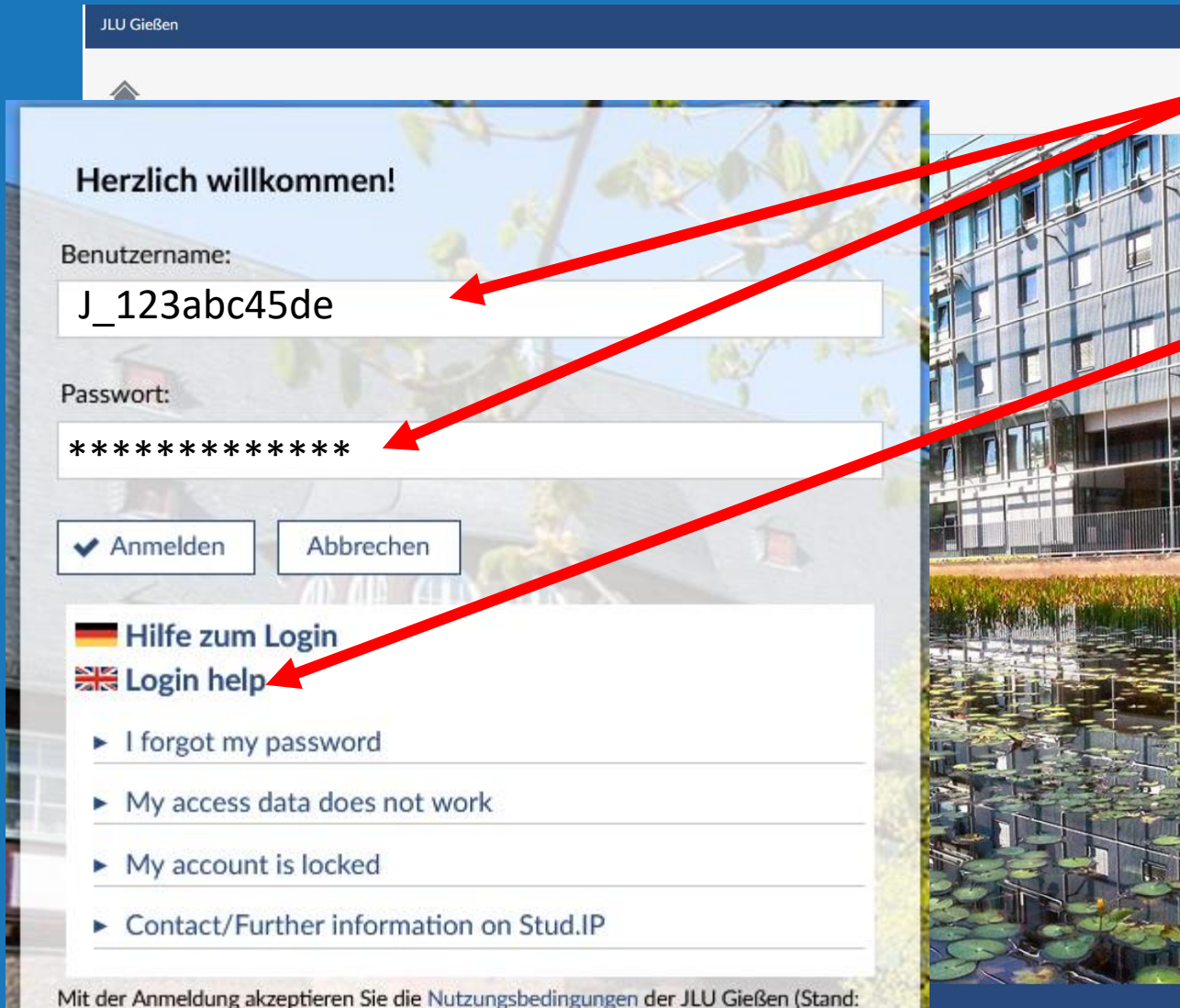
STUD.IP

What is Stud.IP for and why you should (must) use it! (“Stud.IP” ~ *Internet support for teaching during studies*)

- In Stud.IP you can find all courses at JLU, sorted by semesters and study programmes
- Here you register for courses to get access to the slides, files, information and dates of the course during the semester.
- Teachers use Stud.IP for communication with students or for example to collect homeworks

In some departments, registration via Stud.IP is mandatory, in others you have to register via **FlexNow**. Please inform yourself about this at the beginning of the semester!

STUD.IP: LOG-IN





JLU Gießen

Herzlich willkommen!

Benutzername:
J_123abc45de

Passwort:

 [Hilfe zum Login](#)
 [Login help](#)

- ▶ [I forgot my password](#)
- ▶ [My access data does not work](#)
- ▶ [My account is locked](#)
- ▶ [Contact/Further information on Stud.IP](#)

Mit der Anmeldung akzeptieren Sie die Nutzungsbedingungen der JLU Gießen (Stand:

- To log in, you need your JLU **user name** and the corresponding **password**.
- If you have a question about login, have e.g. forgotten your password, please first try to find an answer here!

When logging in for the first time, you must accept the **Terms of Use** and the **Privacy Policy**.

STUD.IP: SETTINGS

The screenshot shows the Stud.IP user interface. At the top, the navigation bar includes icons for Home, Profile, Messages, and a calendar. The 'Profil' icon is highlighted with a red box. Below the navigation bar, the 'Einstellungen' (Settings) tab is selected and highlighted with a red box. The main content area is titled 'Allgemeine Einstellungen' (General Settings). Under the 'Sprache' (Language) section, a dropdown menu is open, showing 'English' selected, with 'Deutsch' and another 'English' option visible. A red box highlights the dropdown menu. Below the language selection, there is a checkbox for 'Semesteranzeige in der Überschrift und auf...' which is checked. At the bottom of the settings area, a 'Speichern' (Save) button is highlighted with a red box. Red arrows point from the 'Profil' icon to the 'Einstellungen' tab, and from the 'Einstellungen' tab to the 'Speichern' button.

If you want to switch Stud.IP to English:

- go to “Profil” (profile)
- go to “Einstellungen” (settings).
- select English
- and save this setting (“speichern”)!

STUD.IP: FUNCTIONS

JLU Gießen

What are you looking for?

STUD.IP

My courses My institutes

My courses

Current courses
Archived courses

Semester filter
WiSe 2023/24

Actions

- ✓ Mark all as read
- 🗖 Change colour grouping
- ✉ Adjust notifications
- 🔍 Add a course
- 🔄 Create new study group

Grouping

- Standard
- Field of study
- Type
- Groups by colour
- Lecturers

WiSe 2023/24

No.	Name	Content
W24	Storyboarding - Visualisieren und kommunizieren Sie Ihre Projekte und Ideen	

On the "**My Course**" page you will see all the courses of the selected semester for which you have already registered or for which you have been pre-registered.

To go to the contents of the course, just click on the title of the course!

Red coloured symbols indicate if there is anything new in the course!

STUD.IP: FUNCTIONS

The screenshot shows the STUD.IP interface with the following elements:

- Global search** and **Course directory** tabs are highlighted with red boxes.
- The **Search** icon in the top navigation bar is highlighted with a red box and an arrow pointing to the search input field.
- The search input field contains the text "Mein Studium|".
- The search results show a course titled "Workshop: W28 Mein Studium, ILIAS und ich – ILIAS im Studienalltag nutzen" with a red registration status icon.
- A legend in the bottom right corner explains the registration status icons:
 - Red:** No or Not yet
 - Yellow:** it depends ..
 - Green:** Yes!

To register for a course you can use the **Search**. For example, search for a keyword from the title or the teacher's last name. Click on the title of the course you where looking for! You can view all of JLU's courses through the **course directory**.

STUD.IP: FUNCTIONS

JLU Gießen What are you looking for?

STUD.IP

Workshop: W28 Mein Studium, ILIAS und ich – ILIAS im...

Actions

- Print
- > Go to course** ←
- zum eVV

Share

- Copy link to this course

Export

- Änderungsformular als rtf

General information

Course name	Workshop: W28 Mein Studium, ILIAS und ich
Subtitle	
Veranstaltungsformat	digital
Course number	W28
Semester	WS 2023/24
Current number of participants	1
Home institute	Hochschulrechenzentrum (HRZ)
Courses type	Workshop in category Teaching
Next date	Thursday, 11.01.2024 14:15 - 15:45

Lecturers

- Jana Tasch ←

On the **overview page** of the course you will find all important information.

“Go to course”: Here you can register for the course when registration is open.

You will also find the name of the teacher and if you click on it, their contact information.

STUD.IP: FUNCTIONS

What if?

No registration is possible? Symbol is red?

- Take a look at the **overview page** of the course for information about the registration date or deadline
- Contact the lecturer via Stud.IP or e-mail

A special password is required to register for the course

- Often the password is announced in the first attendance session, or you receive it by e-mail from the teachers
- Contact the lecturer via Stud.IP or e-mail
- Keep in mind: This is not your JLU password!

You have general questions about Stud.IP ?


- Contact us: studip@uni-giessen.de or by phone 0641 99 13115

ILIAS

- Contact: Dr. Maja Bärenfänger
- Email: ilias@uni-giessen.de



LOG-IN: ACCESS ILIAS VIA STUD.IP



JLU Gießen

What are you looking for?

STUD.IP

Overview Forum Participants Files **ILIAS**

AfK-Nr.: 409/410 Seminar: Evolutionsbiologische Grundlagen der Moral - Learning modules

Learning modules for this institute

Actions

- My learning modules and user accounts
- Directly to the course in JLUG

This course is associated with an ILIAS-course. This directly takes you to the course:
Kurs (ID 141117) in JLUG

ILIAS COURSE

Test Course

Content

Info

Members

Learning Progress

Content



Blog



Folder



Forum




Articles (Unread): 0 (0)




Learning Module



DIRECT LOGIN VIA <https://ilias.uni-giessen.de>

JUSTUS-LIEBIG-UNIVERSITÄT GIESSEN **ILIAS der Justus-Liebig-Universität Gießen**   

PROBLEME BEIM BEARBEITEN VON SEITEN IN ILIAS? Probieren Sie es bitte mit einem anderen Browser oder löschen Sie Cache und Cookies.

 Magazin


 Hilfe und Support

Foto: ILU-Pressstelle / Rolf K. Wegst

Bei ILIAS anmelden

Benutzername *

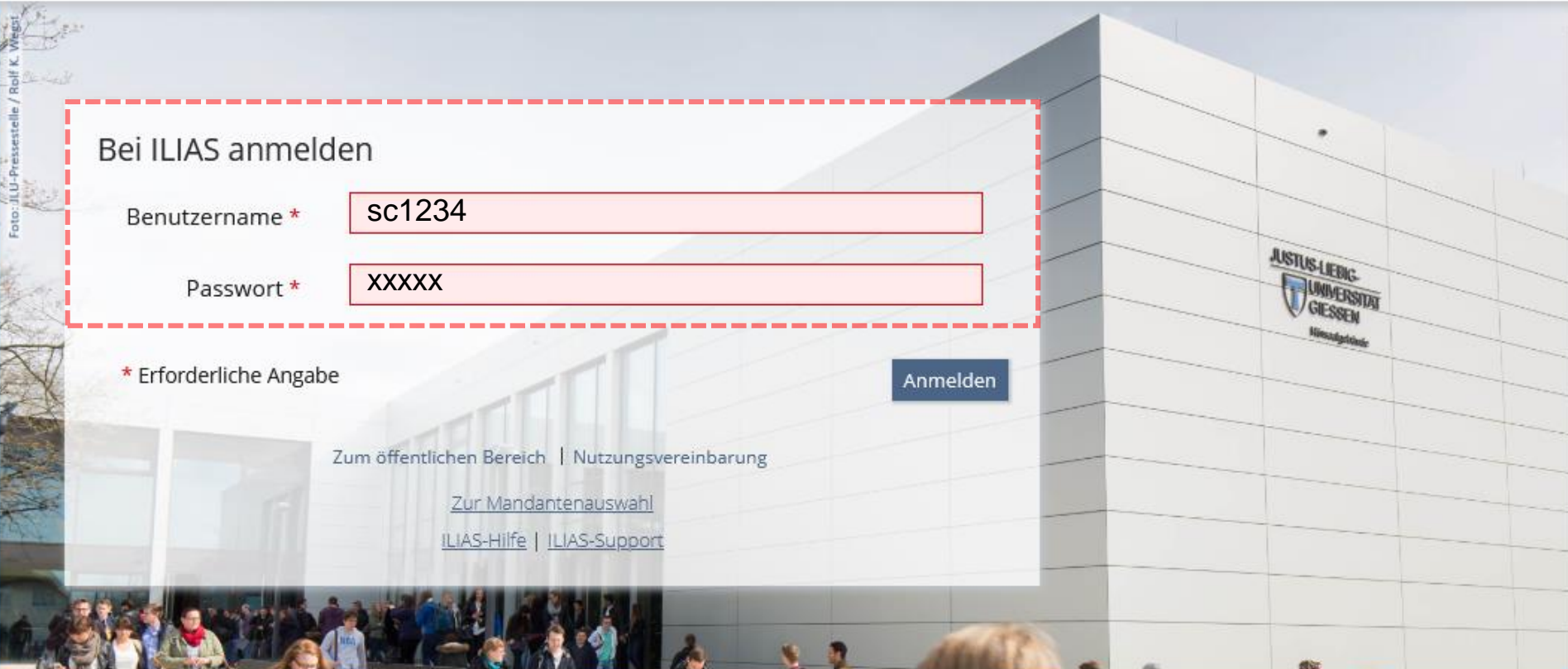
Passwort *

* Erforderliche Angabe

[Zum öffentlichen Bereich](#) | [Nutzungsvereinbarung](#)

[Zur Mandantenauswahl](#)

[ILIAS-Hilfe](#) | [ILIAS-Support](#)



ILIAS DASHBOARD

JUSTUS-LIEBIG-UNIVERSITÄT GIESSEN ILIAS der Justus-Liebig-Universität Gießen

Dashboard

My ILIAS

Repository

Last Visited

Help and Support

Dashboard

Favourites

Open Course Ware

Creating posters to present scientific data
In this learning module you will learn which design basics have to be considered when creating a poster and how you can...

My Courses and Groups

SoSe 2020 (a)

Einführung in die Wissenschaftstheorie

Folder

Group 1

Group 2

Tasks

There are no tasks for you.

Calendar

Aug 2022

Mo	Tu	We	Th	Fr	Sa	Su
1	2	3	4	5	6	7
8	9	10	11	12	13	14
15	16	17	18	19	20	21
22	23	24	25	26	27	28
29	30	31				

Subscribe

News

No news available.

LOGOUT

JUSTUS-LIEBIG-UNIVERSITÄT GIESSEN ILIAS der Justus-Liebig-Universität Gießen

Profile and Privacy

Settings

Logout

Dashboard

Favourites

Open Course Ware

Creating posters to present scientific data

In this learning module you will learn which design basics have to be considered when creating a poster and how you can...

My Courses and Groups

SoSe 2020 (a)

Einführung in die Wissenschaftstheorie

Folder

Group 1

Calendar

Aug 2022

Mo	Tu	We	Th	Fr	Sa	Su
1	2	3	4	5	6	7
8	9	10	11	12	13	14
15	16	17	18	19	20	21
22	23	24	25	26	27	28
29	30	31				

Subscribe

SETTINGS: CHANGING THE LANGUAGE

The screenshot displays the ILIAS user interface. At the top left, the Justus-Liebig-Universität Gießen logo and the text "ILIAS der Justus-Liebig-Universität Gießen" are visible. The top right corner shows a notification bell, a search icon, and a user profile icon with the initials "sh". A blue arrow points from the top right towards the user profile icon. Below the header, a vertical sidebar on the left contains navigation icons for Dashboard, My ILIAS, Repository, Last Visited, and Help and Support. The main content area is titled "Dashboard" and includes sections for "Favourites" (with a course "Creating posters to present scientific data"), "My Courses and Groups" (with a course "SoSe 2020 (a)" and a folder "Group 1"), and a "Calendar" widget for August 2022. A settings menu is open over the "Settings" link, which is highlighted with a red dashed box. A blue arrow points from the "Dashboard" title to the "Settings" link. The settings menu contains three options: "Profile and Privacy", "Settings", and "Logout".

JUSTUS-LIEBIG-UNIVERSITÄT GIESSEN ILIAS der Justus-Liebig-Universität Gießen

Dashboard

Favourites

Open Course Ware

Creating posters to present scientific data

In this learning module you will learn which design basics have to be considered when creating a poster and how you can...

My Courses and Groups

SoSe 2020 (a)

Einführung in die Wissenschaftstheorie

Folder

Group 1

Profile and Privacy

Settings

Logout

There are no tasks for you.

Calendar

Aug 2022

Mo	Tu	We	Th	Fr	Sa	Su
1	2	3	4	5	6	7
8	9	10	11	12	13	14
15	16	17	18	19	20	21
22	23	24	25	26	27	28
29	30	31				

Subscribe

CHANGING THE LANGUAGE

JUSTUS-LIEBIG-UNIVERSITÄT GIESSEN ILIAS der Justus-Liebig-Universität Gießen

Dashboard My ILIAS Repository Last Visited Help and Support

Settings

General Settings Mail Settings

General Settings Save

Language

Deutsch

English

Español

Français

Ukrainian

Default Skin / Style

Screen Reader Optimization

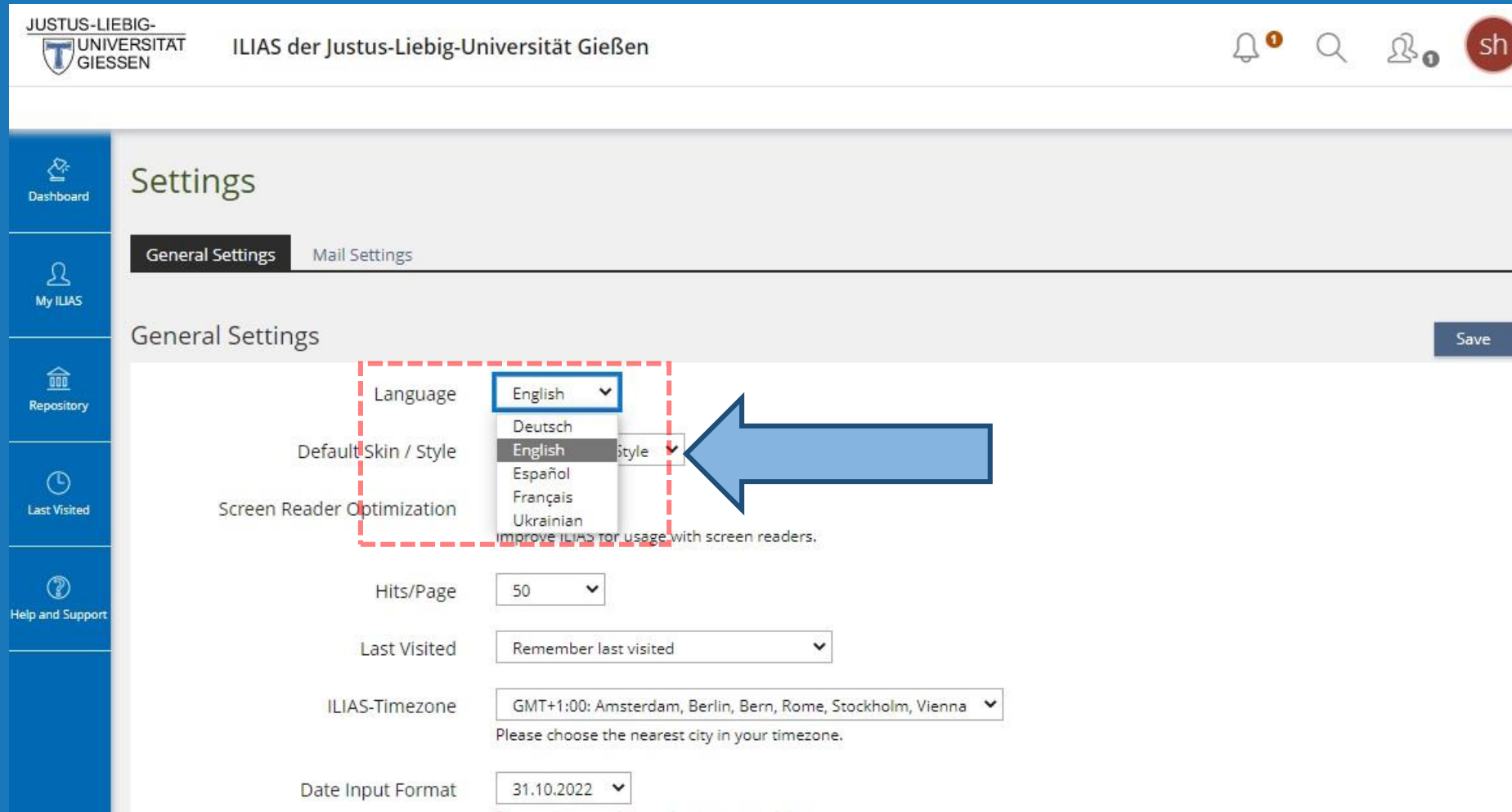
Hits/Page

Last Visited

ILIAS-Timezone

Please choose the nearest city in your timezone.

Date Input Format



PERSONAL DATA AND PROFILE

The screenshot displays the ILIAS user interface. At the top left, the Justus-Liebig-Universität Gießen logo and the text "ILIAS der Justus-Liebig-Universität Gießen" are visible. A blue arrow points from the top navigation bar to the "Profile and Privacy" menu item, which is highlighted with a red dashed box. Another blue arrow points from the "Profile and Privacy" menu to the user profile icon (a red circle with "sh") in the top right corner, also highlighted with a red dashed box. The main content area includes a sidebar with navigation options: Dashboard, My ILIAS, Repository, Last Visited, and Help and Support. The main content area is divided into sections: "Favourites" (Open Course Ware), "My Courses and Groups" (SoSe 2020 (a)), and "Folder" (Group 1). A "Calendar" widget is also present, showing the month of August 2022 with the 4th highlighted. A "Subscribe" button is located at the bottom right of the calendar widget.

JUSTUS-LIEBIG-UNIVERSITÄT GIESSEN

ILIAS der Justus-Liebig-Universität Gießen

Profile and Privacy

Settings

Logout

Dashboard

My ILIAS

Repository

Last Visited

Help and Support

Favourites

Open Course Ware

Creating posters to present scientific data

In this learning module you will learn which design basics have to be considered when creating a poster and how you can...

My Courses and Groups

SoSe 2020 (a)

Einführung in die Wissenschaftstheorie

Folder

Group 1

There are no tasks for you.

Calendar

Aug 2022

Mo	Tu	We	Th	Fr	Sa	Su
1	2	3	4	5	6	7
8	9	10	11	12	13	14
15	16	17	18	19	20	21
22	23	24	25	26	27	28
29	30	31				

Subscribe

PERSONAL DATA AND PROFILE

Profile and Privacy

Profile Data

Publish Profile

Visibility

Export/Import

Personal Data

Save and Continue

Username

First Name *

Last Name *

Title

Birthday

DD.MM.YYYY



Salutation

 No salutation desired Ms./Mrs. Mr.

Privacy Checklist



Profile Data

Check profile data



Publish Profile

Set publishing options



Visibility

Set visibility options



Dashboard



My ILIAS



Repository



Last Visited



Help and Support

FUNCTIONS: MY ILIAS – MY COURSES AND GROUPS

The screenshot displays the ILIAS user interface for Justus-Liebig-Universität Gießen. The top navigation bar includes the university logo, the text 'ILIAS der Justus-Liebig-Universität Gießen', and user-related icons (notifications, search, profile, and a red circular profile picture with 'sh').

The left sidebar contains several menu items: Dashboard, My ILIAS (highlighted with a red dashed box), Repository, Last Visited, and Help and Support. The 'My ILIAS' menu item is expanded, showing a list of options: Favourites, My Courses and Groups (highlighted with a red dashed box and a blue arrow pointing to the main content area), Tags, Calendar, Tasks, Portfolio, Personal and Shared Resources, Notes, Learning History, and Learning Progress.

The main content area is titled 'My Courses and Groups' and is divided into two sections: 'Memberships' and 'Folder'. The 'Memberships' section lists 'SoSe 2020 (a)' with a course titled 'Einführung in die Wissenschaftstheorie'. The 'Folder' section lists three groups: 'Group 1', 'Group 2', and 'Group 3'. Below these, the 'SoSe 2021 (e)' section is partially visible, showing a course titled 'Stud.IP-Kurs Einführung in das philosophische Argumentieren (SoSe 2021)'.

REPOSITORY

JUSTUS-LIEBIG-UNIVERSITÄT GIESSEN **ILIAS der Justus-Liebig-Universität Gießen**

Repository > Open Course Ware

Dashboard
My ILIAS
Repository
Last Visited
Help and Support

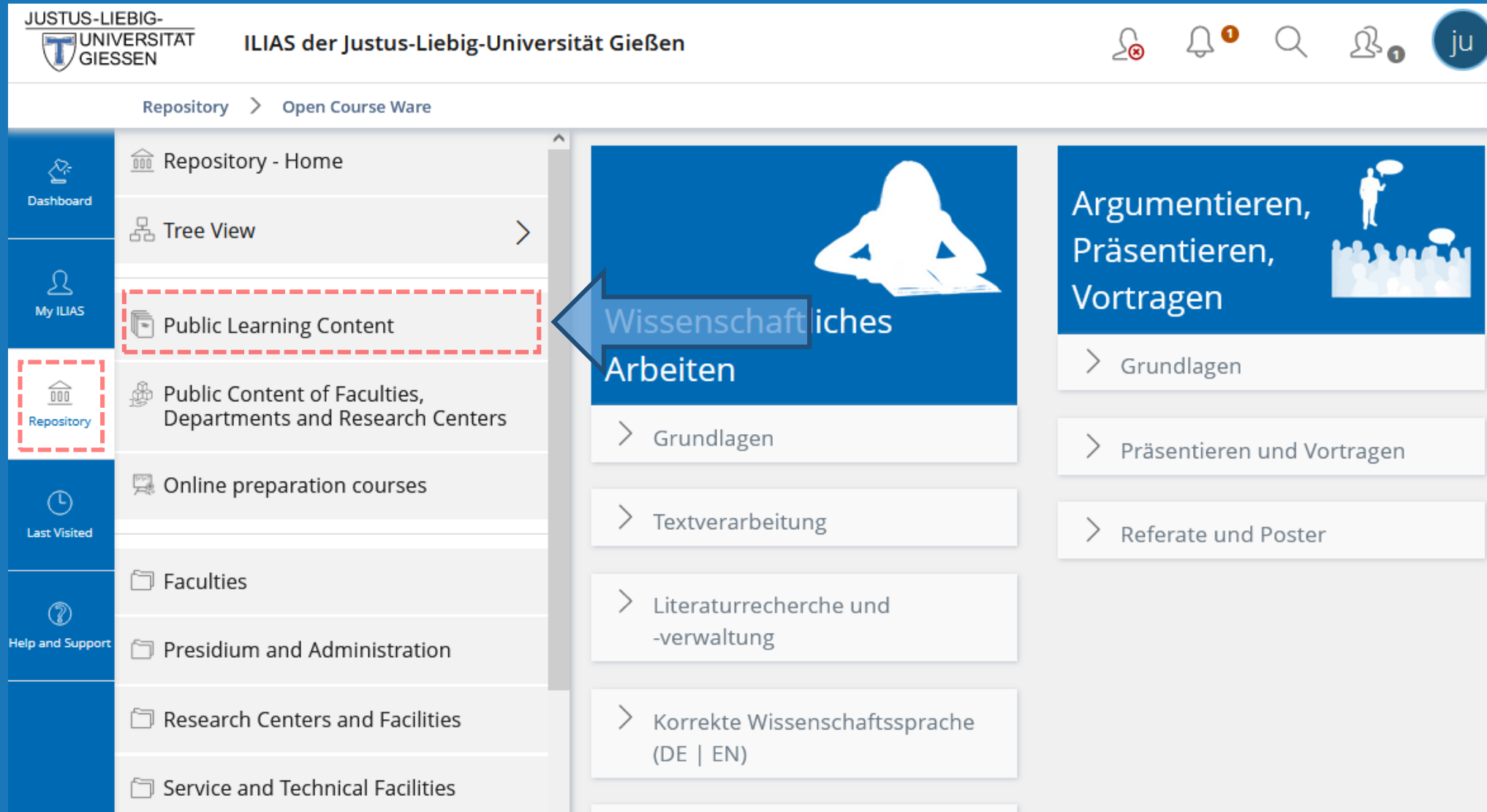
Repository - Home
Tree View
Public Learning Content
Public Content of Faculties, Departments and Research Centers
Online preparation courses
Faculties
Presidium and Administration
Research Centers and Facilities
Service and Technical Facilities

Wissenschaftliches Arbeiten

Grundlagen
Textverarbeitung
Literaturrecherche und -verwaltung
Korrekte Wissenschaftssprache (DE | EN)

Argumentieren, Präsentieren, Vortragen

Grundlagen
Präsentieren und Vortragen
Referate und Poster

The screenshot displays the ILIAS repository interface. At the top, the Justus-Liebig-Universität Gießen logo and name are visible, along with navigation icons for user profile, notifications, search, and a 'ju' logo. The main navigation menu on the left includes 'Dashboard', 'My ILIAS', 'Repository' (highlighted with a red dashed box), 'Last Visited', and 'Help and Support'. The 'Repository' section is expanded, showing a list of categories: 'Repository - Home', 'Tree View', 'Public Learning Content' (highlighted with a red dashed box and a blue arrow), 'Public Content of Faculties, Departments and Research Centers', 'Online preparation courses', 'Faculties', 'Presidium and Administration', 'Research Centers and Facilities', and 'Service and Technical Facilities'. The 'Public Learning Content' category is further detailed in a central panel, featuring a blue header with a white silhouette of a person reading and the text 'Wissenschaftliches Arbeiten'. Below this header are several sub-categories: 'Grundlagen', 'Textverarbeitung', 'Literaturrecherche und -verwaltung', and 'Korrekte Wissenschaftssprache (DE | EN)'. To the right of this panel is another section titled 'Argumentieren, Präsentieren, Vortragen', which includes sub-categories: 'Grundlagen', 'Präsentieren und Vortragen', and 'Referate und Poster'.

LAST VISITED

JUSTUS-LIEBIG-UNIVERSITÄT GIESSEN ILIAS der Justus-Liebig-Universität Gießen

Dashboard My ILIAS Repository Last Visited Help and Support 12.04.2024

Open Course Ware

The Electronic Systems for your Studies

Test-Übung

Stud.IP-Kurs Didaktik der Chemie 1 (SoSe 2020)

Lernkarten Verhaltensökonomie

Stud.IP-Kurs Marktlehre (SoSe 2020)

Kapitel 3.3: Kartelle

Online-Vorkurse

Forum für Diskussionen zur Gruppenarbeit

Nicht-öffentlicher Autorenbereich

Dashboard

Favourites

"anonyme" Gruppe

Abgabe

Stud.IP-Kurs Marktlehre (SoSe 2020)

Lernkarten Verhaltensökonomie

Test-Kurs

Test-Übung

HELP AND SUPPORT

JUSTUS-LIEBIG-UNIVERSITÄT GIESSEN ILIAS der Justus-Liebig-Universität Gießen

Repository > Öffentliche Angebote der Fachbereiche und Zentren > Hochschulrechenzentrum (HRZ) > The Electronic Systems for your Studies

Dashboard
My ILIAS
Repository
Last Visited
Help and Support

ILIAS Toolbox

- E-Learning Guide
- Pool of Ideas for Innovative teaching
- setup – The Electronic Systems for your Studies
- E-Learning Diaries
- Video Upload
- ILIAS Pegasus App
- Contact ILIAS support
- ILIAS Consultation Hour

Die elektronischen Systeme der JLU

The Electronic Systems for your Studies

SERVICES DES HOCHSCHULRECHENZENTRUMS FÜR IHR STUDIUM

IT-SERVICES FOR YOUR COURSE OF STUDIES

Services des Hochschulrechenzentrums für ihr Studium

IT-Services for your course of studies

Ein Überblick über die elektronischen Systeme der JLU für Studierende

An Overview of the Electronic Systems for Students of Justus Liebig University Giessen

CONTACTS AND QUESTIONS

International Office (AAA)	IT Service Department (HRZ)
Degree Seeking Students studium-international@uni-giessen.de Phone: +49 641-99 12143/74	JLU Account support@hrz.uni-giessen.de Phone: +49 641-99-13100 Availability: Monday – Friday 8.00 a.m. – 4.30 p.m
PhD Students promotionsstudium-international@uni-giessen.de Phone: +49 (0)641-99 12167 Availability: Monday & Wednesday 10.00 a.m. – 12.00 p.m. (or by appointment)	Stud.IP studip@uni-giessen.de Phone: +49 641-99-13115 Availability: Monday – Friday 9.00 a.m.– 3.30 p.m. Log-in: JLU Gießen - JLU Gießen (uni-giessen.de)
Exchange Students & Erasmus+ Students Mobility@admin.uni-giessen.de Phone: Availability: Tuesday & Friday 10.00 a.m. – 12.00 p.m.	ILIAS ilias@uni-giessen.de Login-in: ILIAS der JLU Gießen: ILIAS (uni-giessen.de)
Virtual International Programme (VIP) vip@admin.uni-giessen.de Availability: Monday – Friday 8.30 a.m. – 4.00 p.m Digital Campus (VIP): https://www.jlu-digitalcampus.de/vip	Important Links HRZ Set-Up Brochure: https://www.uni-giessen.de/de/fbz/svc/hrz/svc/info/setup/setup-EN.pdf Videos on Electronic Systems: ILIAS der JLU Gießen: The Electronic Systems for your Studies (uni-giessen.de)



Graphic: Colourbox.de/icon0

JLU

NEUE WEGE. SEIT 1607.

JUSTUS-LIEBIG-
 UNIVERSITÄT
GIESSEN

Thank you for listening.